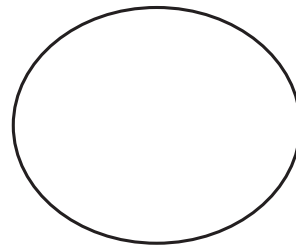



Snowy Owl Pine Cone Template



Face - white felt



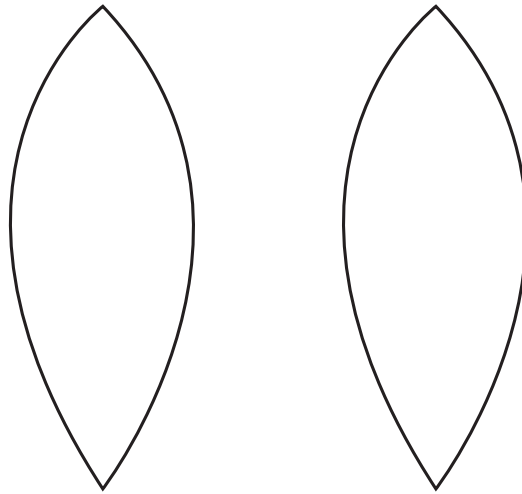

Eyes - yellow felt



Pupils - black felt



Beak - black felt



Wings - white felt

1. Use cotton balls to stuff the pinecone
2. Cut out the felt pieces using the template as a guide
3. Glue the felt pieces to the pinecone



Spots - black felt



Feet - black pipe cleaner