


Stony Brook Discovery Booklet



Your Name _____

Date _____ Time _____

Weather _____

*Be sure to check out Stony Brook's Wildlife-of-the-Month
on our outdoor bulletin board.*



Sounds that I heard



What

Where

Tracks, scats and nibbles that I found



Draw or describe



Something special I observed

Draw it below

Scavenger Hunt - Write What You Saw

(Please don't collect anything; leave things for others to find)

Plant _____

Seed _____

Mammal _____

Fish _____

Amphibian _____

Bird _____

Insect _____

Reptile _____

Other _____

**When you have finished
looking for these things,
stop by the Nature Center
for more information about
the plants and animals
found at Stony Brook.**








Patterns and Textures

Draw one of the patterns or do a rubbing of a leaf or the bark of a tree:

**Soft • Rough • Smooth • Prickly • Shiny
Rings • Spots or Stripes • Spiral**

Simply place paper over object and rub paper lightly with pencil

More for you to do...

-  Hike this trail another time (or two) to experience the dramatic changes each week and season.
-  Have you visited the trail across the street? Explore the one-mile loop and see how it differs.
-  Compare what you found here today to what you have, or will, find at another Mass Audubon sanctuary.
-  Explore your backyard and compare it to what you observed here.
-  Learn more about what you see in nature by taking a class at Stony Brook. Go to www.massaudubon.org to learn more.

Illustrations by Nancy Childs

