


Stony Brook Discovery Booklet



Your Name _____

Date _____ Time _____

Weather _____

*Be sure to check out Stony Brook's Wildlife-of-the-Month
on our outdoor bulletin board.*




Sounds that I heard

Circle what you heard



An Insect Sound



A Pond Sound



A Bird Singing



A Windy Sound

Tracks, scats and nibbles that I found

Circle what you found



Something special I observed

Draw it below

Scavenger Hunt - Circle What You Saw


(Please don't collect anything)



A Mammal



A Bird



An Amphibian



A Flower



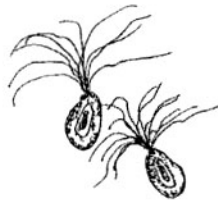
A Tree



A Nest



A Home



Seeds



An Insect

Patterns and Textures






Draw one of the patterns or do a rubbing of a leaf or the bark of a tree:

**Soft • Rough • Smooth • Prickly • Shiny
Rings • Spots or Stripes • Spiral**

Simply place paper over object and rub paper lightly with pencil

More for you to do...



-  Hike this trail another time (or two) to experience the dramatic changes each week and season.
-  Have you visited the trail across the street? Explore the one mile loop and see how it differs.
-  Compare what you found here today to what you have, or will, find at another Mass Audubon sanctuary.
-  Explore your backyard and compare it to what you observed here.
-  Learn more about what you see in nature by taking a class at Stony Brook. Go to www.massaudubon.org to learn more.

Illustrations by Nancy Childs