


Mass Audubon Quests

Broad Meadow Brook

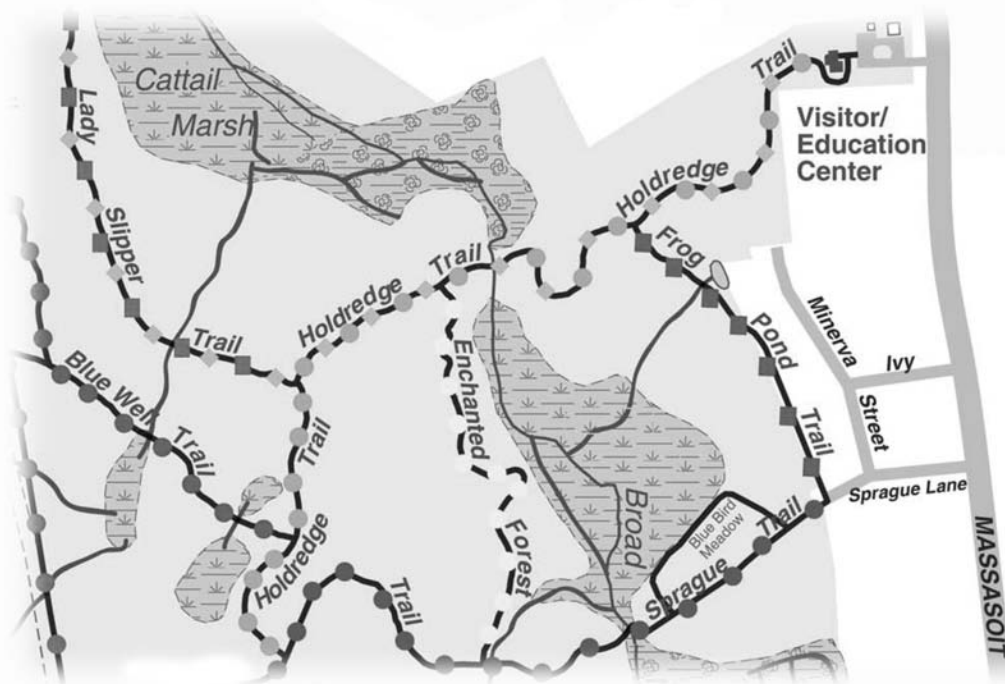
Worcester

Welcome to the Broad Meadow Brook Quest,
We're pleased to have you as our guest.
Enjoy the mix of trails and old horse farm,
And to the wildlife do no harm.
It's their home so don't run or shout,
but look and listen for who's about.
Busy beavers, a glimpse of deer –
You'll explore nature's best here.
We hope this quest brings lots of pleasure,
so let's get going to find the treasure.



Broad Meadow Brook Quest Stamp

Date _____

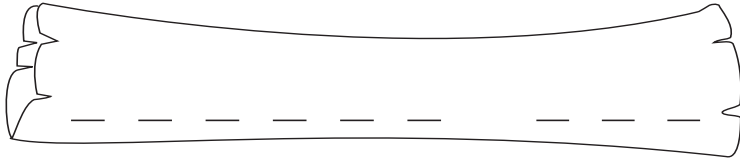


#1

Walk out the front door of the Visitor Center, and turn right. Follow the path to the Visitor Information bulletin board telling you a bit about what you might find on the Sanctuary. Facing the bulletin board, go to the left and follow the Holdredge Trail.

Continue down the path until you reach the swing. Look on the right or left side of the path for this "irritating" plant.

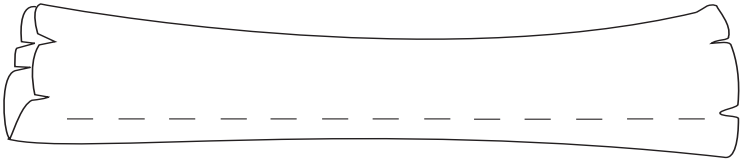
Don't touch! You'll Itch! It is a poisonous vine that also has another form – "leaves of 3, let them be". What is it?



#2

Continue down the trail until you reach a few benches. Across from the benches is a sign about a certain kind of butterfly.

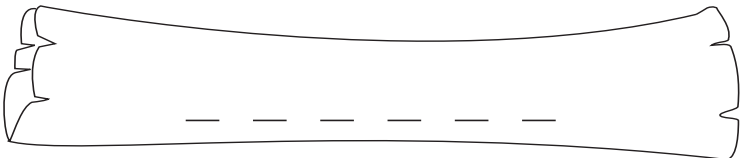
This butterfly is brown and white, and it eats fruits, nuts, and pudding! It is usually the first butterfly we see in the spring, and they always come to the same spot. Which butterfly is it?



#3

Continue down the trail until you see a number of old, dead tree trunks on your right that have been cut into certain shapes. Stop and sit down on one of these "shapes"

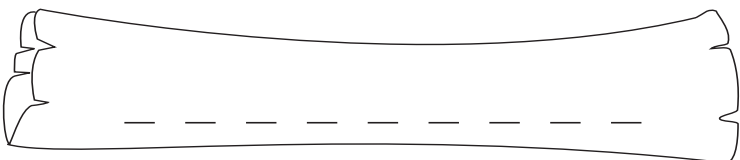
What have the tree trunks been made into?



#4

Get up from your seats, and continue to follow the trail downhill. You will come to a fork in the trail, where you will see some small wooden, bridge-like structures. (If you would, could you walk over this? It is creaky.)

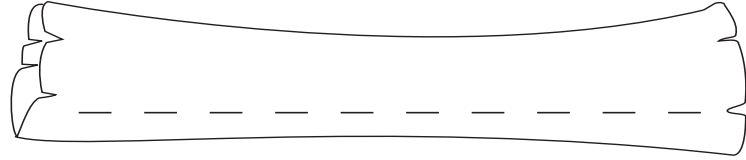
We call this wooden structure a:



#5

There are many boardwalks throughout the sanctuary. They were built not only to save the feet of visitors from getting wet and muddy, but to protect the habitat of the living things beneath them. Many plants and animals thrive in the wetlands that flow under the boardwalks.

Take the right fork, following the Holdredge Trail, until you come to a sign on your right. This sign points out a temporary body of water known as a:

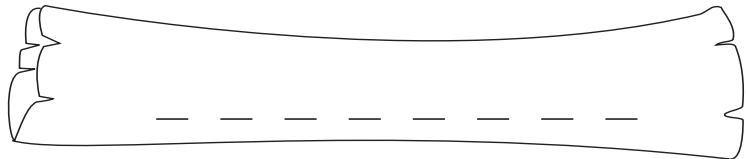


#6

This is a place where "Love is in the Air" – well, maybe in the water. Wood frogs, spring peepers, and mole salamanders all journey to the same vernal pool that they were born in to mate every year, around the end of March/beginning of April. There are no fish in a vernal pool. You can get more information on vernal pools at: www.vernalpool.org.

Continue on the Holdredge Trail until you see a large white kiosk on the right hand side of the trail.

This kiosk tells the story of Broad Meadow Brook. Where does the brook begin? Where does it leave the sanctuary? We often describe brooks with an adjective that begins with a "b" and ends with a "g." (Hint: sometimes we use the same word when a person is talking too much.) The word is:

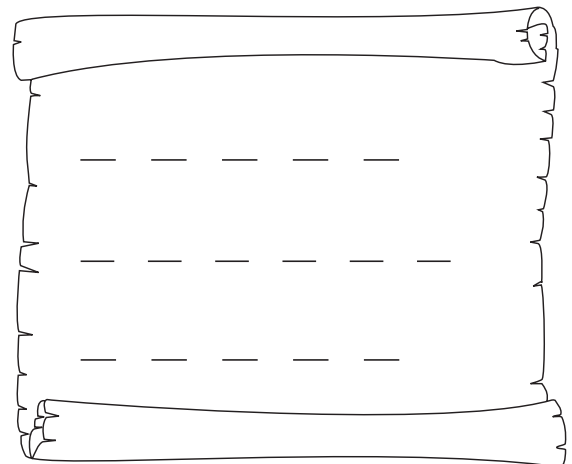


#7

Keep walking along the Holdredge Trail, and you will come to a body of water.

There are a lot of rocks and boulders creating a natural bridge across this water.

What is the name of this body of water? (Hint: What is the name of the Sanctuary?)



#8

In this running body of water, you will find frogs, white sucker fish, crayfish, bugs, plants and other water creatures.

Cross the rocky bridge, carefully. There may be times when that may not be possible due to flooding. If that is so, I suggest that you stop here and continue this quest on a different day. If it is not flooded, continue the quest.

Keep going just a little further down the Holdredge Trail until you see the Enchanted Forest Trail sign.

Take a left onto the Enchanted Forest Trail.

Walk on the Enchanted Forest Trail until you reach some rather large gray objects on your right. (Just before the boardwalk begins.)

"In a place of Magic, you will see these; they protect and guard, and they are hard". What are they?

#9

Keep walking on the Enchanted Forest Trail until you get to a bench.

Look behind the bench. There will be a man made structure, which runs along the path for quite a while.

There are many things that can live inside this structure, including, but not limited to: chipmunks, snakes, bugs, salamanders, and birds. It is made out of the same kind of materials that you found in Clue #8, but generally smaller. What is this structure called? (Hint: Letter 1 is an "S")

S _____



#10

Keep walking down the trail.

You will eventually come to a trail intersection. This is the Sprague Lane Trail.

Take a left turn at the intersection, cross over a bridge made of rocks, passing over a small part of the brook.

You will now be on the Sprague Lane Trail.

There is a wooden sign on a tree that will let you know that you are heading in the direction of the Visitor's Center.

Continue walking on this trail until you come to a body of running water, with a small bridge made of rocks.

What is the name of this body of water? (Hint: It's the same as Clue #7)

#11

In this running body of water, you will find frogs, white sucker fish, crayfish, bugs, plants and other water creatures.

Cross over the brook.

Keep going straight, following the trail. Do not head towards the benches on your right.

You will merge with another part of the trail. Make sure that you keep to the left. Do not turn right. This will lead you back to the benches.

Keep going straight. Up ahead, you will see an open grassy area. Before you get there, in a tree on your left, you will see a sign with a picture of an animal.

What kind of animal is it?

There are many varieties of these animals throughout the Sanctuary. To find them: look up in the trees, look on the ground, watch them eat, and listen for their beautiful songs.

Continue straight until you get to the open grassy area.

Stop at the bulletin board about the Sanctuary, which is on your right.

Read the board, then turn to face a street with houses on it, and a little parking area straight ahead of you.

Turn left, onto the Frog Pond Trail.

The wide path narrows, and you must walk over some temporary boardwalk steps.

Fill in the blanks on the right to discover your final clue. This clue will lead you to your treasure.

What you need to do is to fill in the letters from the answers to your previous clues, in the correct spaces below. Example: #4,7 means enter clue #4, letter #7 into the space provided. Note: The letter "F" is already filled in for you.

Somewhere in this area a box is hidden, with a stamp in it. You have completed your Quest! Congratulations!

Please take your Quest passport and stamp it with our seal.

Sign our guest book.

Replace the box exactly as you found it, and continue back on the trail.

You will come to the forked boardwalk where you first started your journey.

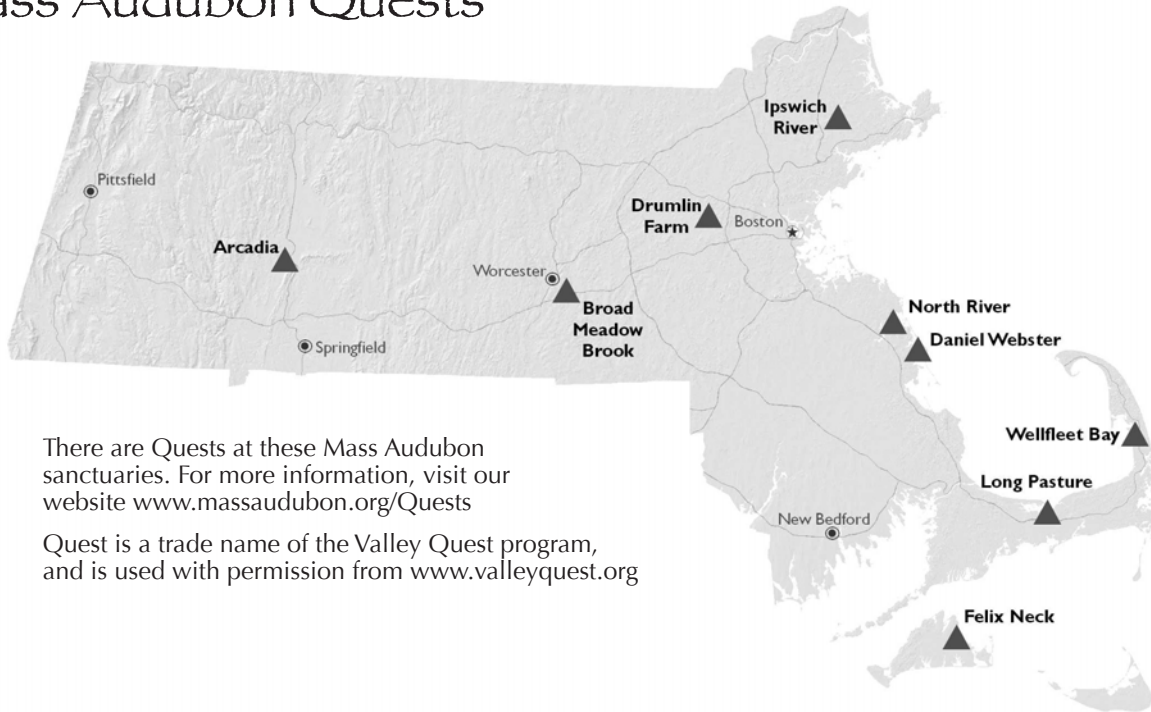
Turn right at that intersection, and follow the path up to the visitor center.

We hope that you have enjoyed our Quest, and that you will come back and visit Broad Meadow Brook again.

#12

9, 2	3, 2	5, 2	5, 7	3, 3	9, 2	3, 2	
7, 10	9, 4	9, 2	3, 2	5, 2			
1, 4	1, 2	2, 3	9, 2	3, 2			
8, 5	11, 2	4, 5	5, 2	7, 3	F		
F							
	4, 4	5, 8	6, 8	1, 1	10, 3	9, 4	11, 4

Mass Audubon Quests



There are Quests at these Mass Audubon sanctuaries. For more information, visit our website www.massaudubon.org/Quests

Quest is a trade name of the Valley Quest program, and is used with permission from www.valleyquest.org

Broad Meadow Brook Wildlife Sanctuary

414 Massasoit Road
Worcester, MA 01604
phone: 508-753-6087
email: bmbrook@massaudubon.org
www.massaudubon.org

Nature Center Hours:
Tuesday - Saturday, 9am-4pm, Sunday, 12:30pm - 4pm

Trail Hours:
Open every day, dawn to dusk

Mass Audubon works to protect the nature of Massachusetts for people and wildlife. Together with more than 100,000 members, we care for 33,000 acres of conservation land, provide educational programs for 200,000 children and adults annually, and advocate for sound environmental policies at the local, state, and federal levels. Mass Audubon's mission and actions have expanded since our beginning in 1896 when our founders set out to stop the slaughter of birds for use on women's fashions. Today we are the largest conservation organization in New England. Our statewide network of 48 wildlife sanctuaries welcomes visitors of all ages and serves as the base for our conservation, education, and advocacy work. To support these important efforts, call 800-AUDUBON (283-8266) or visit www.massaudubon.org.

