

Date	3/4/2000	3/13/2000	4/2/2000	4/3/2000	4/11/2000	4/18/2000	4/29/2000	4/30/2000	5/7/2000
Location	Rumney	Rumney	Rumney	Rumney	Rumney	Rumney	Rumney	Rumney	Rumney
Temperature	50	41	65	50	40	50	55	58	80
Time Initial	3:25	10:30	1:17	10:30	8:50	4:41	11:00	4:30	2:55
Time Final	4:00	11:15	2:04	11:30	9:18	5:19	12:00	5:07	4:15
Time Total	35	45	47	60	28	38	60	37	80
Wind Speed	W	NW	SW	W	No Wind	NE	E	WNW	E
Wind Direction	7.5	13.6	10	10	0	25	5	20	3
Sky/ Precipitation	100%	30%	50%	50%	50%	60%	50%	10%	10%
Tide	Very Low	Low	Mid	Very High	Low	Low	Mid	Low	Very High
Little Blue Heron									
Snowy Egret				1	2		6	8	3
Great Egret									
Mute Swan									
Glossy Ibis							2		
Canada Goose	18		1	2		1	2	7	
Mallard	2						10	1	2
Northern Pintail									
American Black Duck				2	2	4	2		1
Common Goldeneye				4					
Double Crested Cormorant							1		
Herring Gull		2	3	3	1	6	1	4	10
Ring-Billed Gull									
Great Black-backed Gull									
Common Tern									
Greater Yellowlegs				3		3	2	1	2
Killdeer									
Semipalmated Sandpiper									
Ring-necked Pheasant									
Northern Harrier									
Red Tailed Hawk									
American Kestrel									
Peregrine Falcon								1	
Rock Dove		1	1	1	2		2		
Mourning Dove	1	3	3	4			3	1	5
Chimney Swift									
Belted Kingfisher							1		
Common Flicker									
Downy Woodpecker									
Eastern Kingbird									
Eastern Phoebe			1						
Barn Swallow							1		
Tree Swallow									
Blue Jay				1					1
American Crow	5	7	4	4	3	2	4	4	3
Black-capped Chickadee	2	1	1						
Tufted Titmouse			1						
American Redstart									
Eastern Meadowlark									
Baltimore Oriole									
American Robin			3	1	4	1	2		3
Red Breasted Nuthatch									
Hermit Thrush									
Cedar Waxwing									
Grey Catbird		1							1
Northern Mockingbird						6			
European Starling	20	2	3	4	2	9	14	15	18
Yellow Warbler									2
Northern Cardinal	1		1		2	2			2
White Throated Sparrow									
American Tree Sparrow									
Song Sparrow			1						2
Red-winged Blackbird	4	10	5	7	9	6	9	7	10

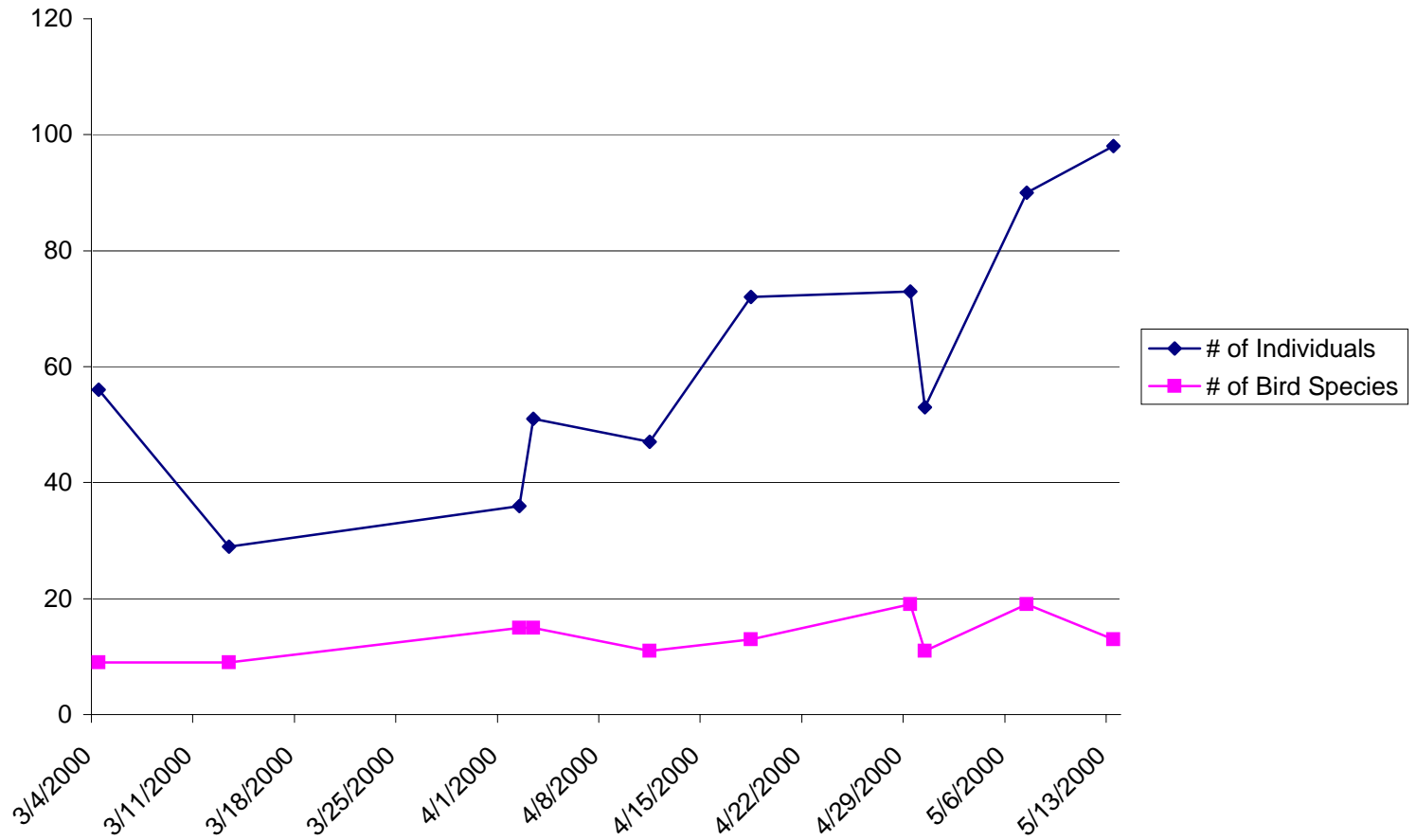
Common Grackle	3		4	10	16	23	4	4	15
American Goldfinch									
Marsh Sparrow									2
House Sparrow		2	4	4	4	6	6		5
House Finch						3	1		3
# of Individuals	56	29	36	51	47	72	73	53	90
# of Bird Species	9	9	15	15	11	13	19	11	19

5/13/2000	5/24/2000
Rumney	Rumney
50	60
6:00	3:25
7:00	4:35
60	70
E	NW
5	7
100%	80%
High	High
1	5
5	5
6	
	2
	1
3	10
2	
2	
5	
1	
	2
4	
	3
	6
7	5
	1
	3
	20
43	16
	1
13	16

6	11
	3
	1
98	111
13	18

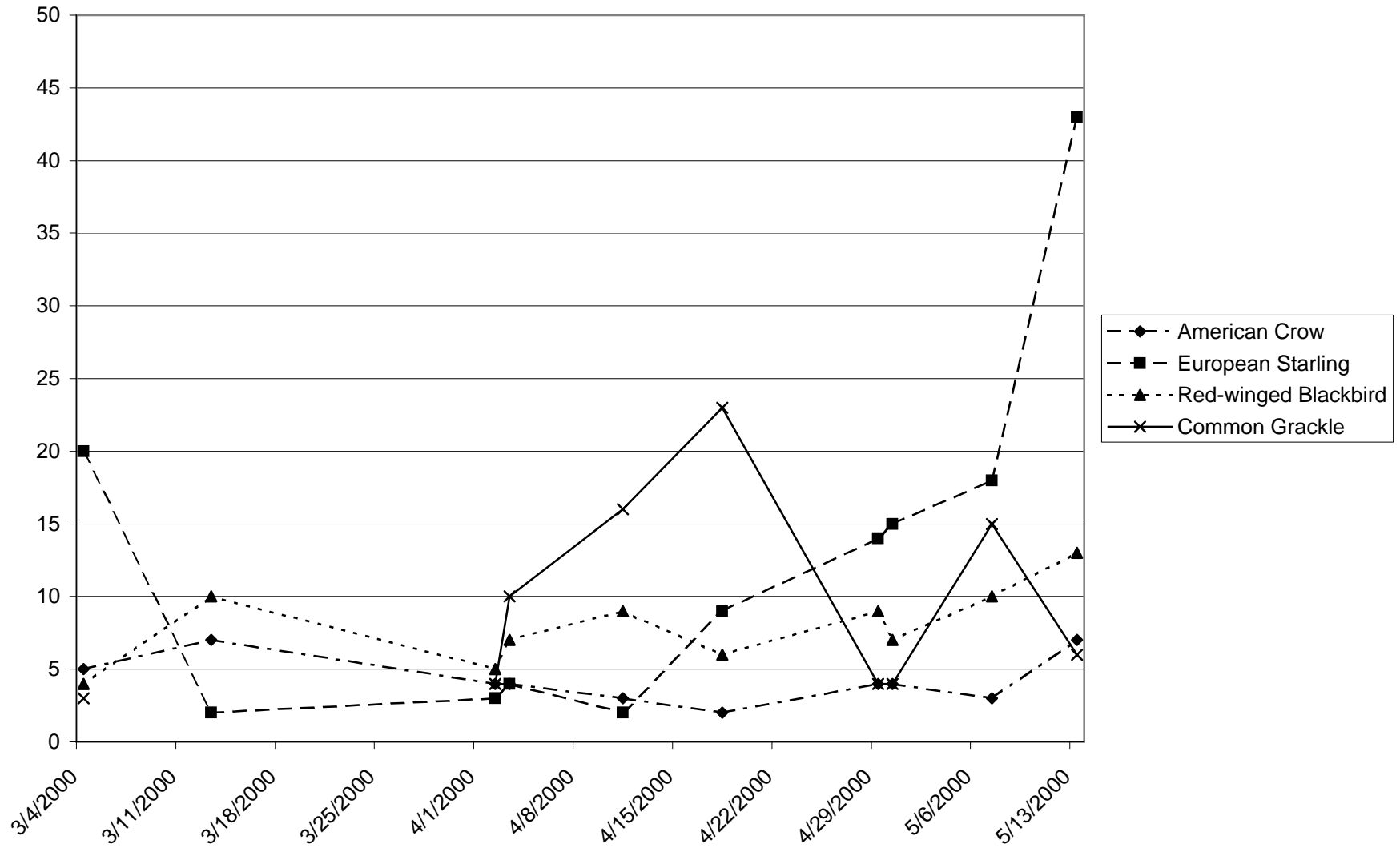
Date	10/24/2000	4/24/2001	11/19/1999	4/2/1999
Location	Rumney Marsh	Rumney Marsh	Leaveritt Pond	Leaveritt Pond
Hooded Merganser			4	
Pied Billed Grebe				1
Snowy Egret		4		
Great Egret	1	1		
Little Blue Heron		1		
Glossy Ibis		10		
Canada Goose	4	1	82	14
Mallard	1		74	46
American Black Duck	10	2	10	4
Ruddy Duck			14	21
Coot				6
Bufflehead			20	8
Double Crested Cormorant	1			
Ring-Billed Gull	18	10	125	83
Greater Yellowlegs	3	2		
Northern Harrier		2		
Rock Dove		2	6	1
Mourning Dove		3		2
Belted Kingfisher				1
Common Flicker		2		
Barn Swallow		1		
Blue Jay	2			
American Crow	6	9	6	3
Golden Crowned Kinglet				1
American Robin	1	4		
Northern Mockingbird	2	3	1	
European Starling	69	91		12
Northern Cardinal		1		
White Throated Sparrow		1		
Song Sparrow		3	1	
Red-winged Blackbird		13		1
Common Grackle		18		8
American Goldfinch		8		
House Sparrow	1		7	1

### Rumney Marsh Bird Observations 1999 - 2000

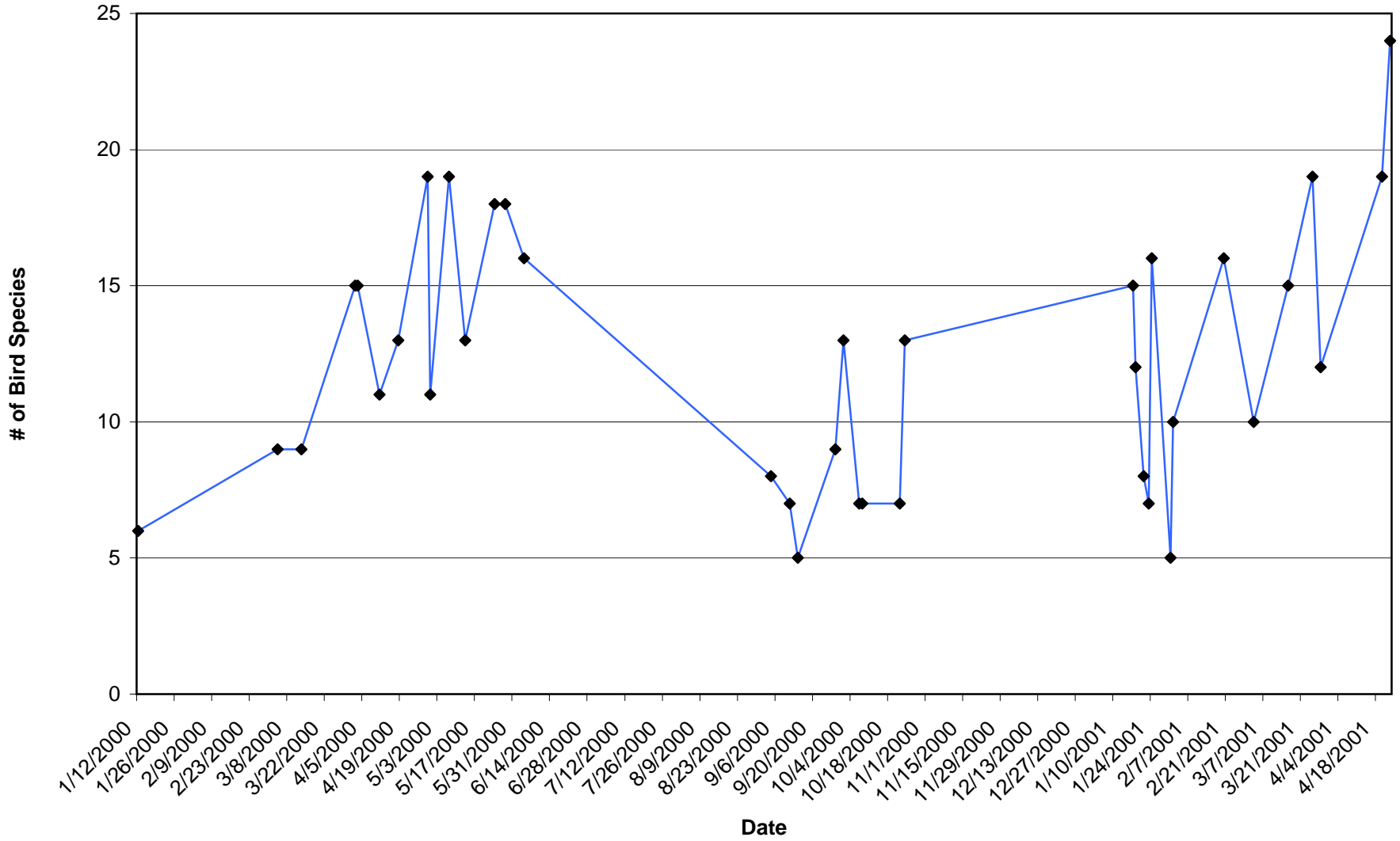


	3/4/200	3/13/20	4/2/200	4/3/200	4/11/20	4/18/20	4/29/20	4/30/20	5/7/200	5/13/20
◆ # of Individuals	56	29	36	51	47	72	73	53	90	98
■ # of Bird Species	9	9	15	15	11	13	19	11	19	13


### Comparison Between Birds Frequently Observed at Rumney Marsh




# Bird Species Richness



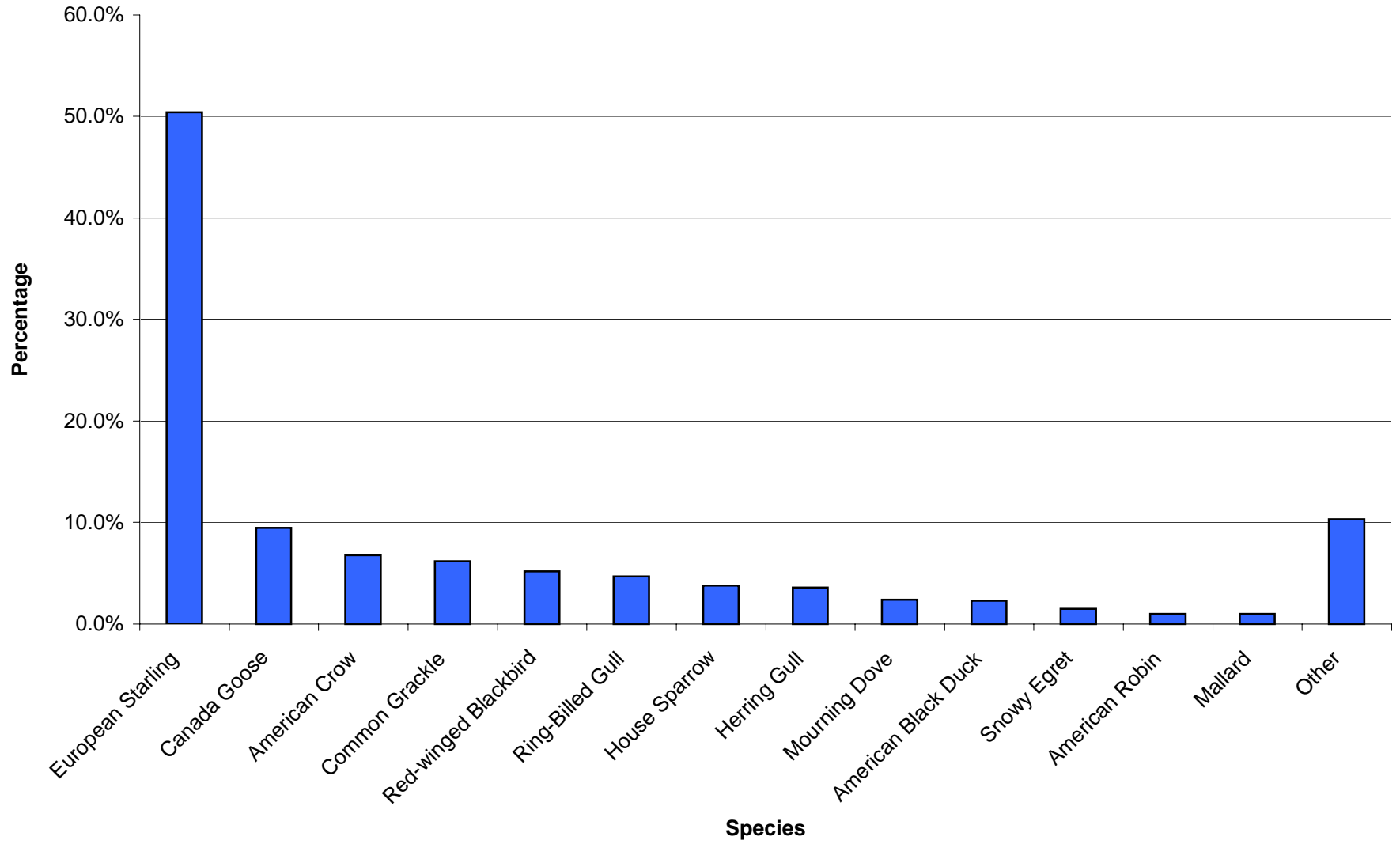
# Rumney Marsh Bird Diversity and Frequency



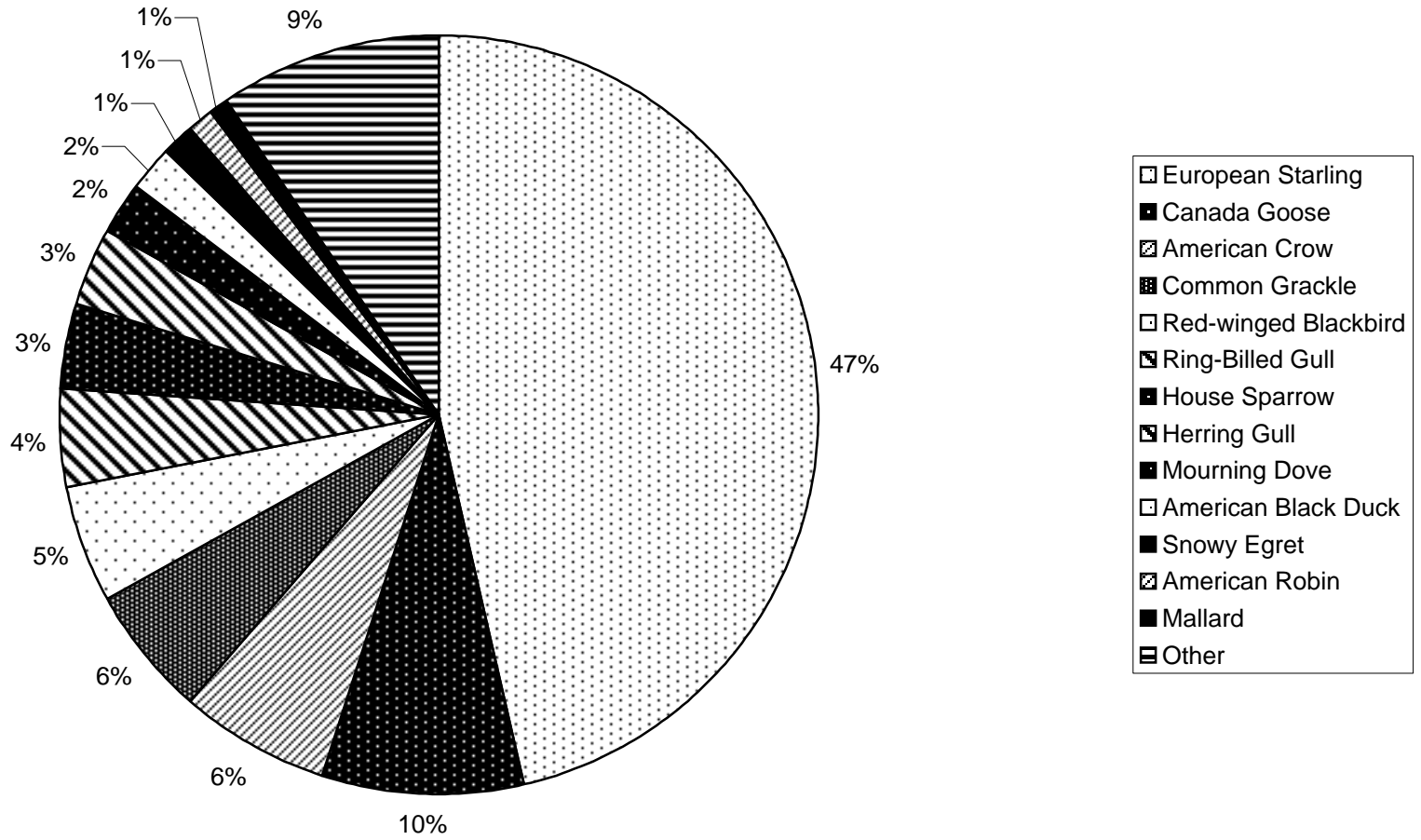
## Bird Diversity



### Bird Abundance (%)



### Abundance 1/00 - 4/01



Name	Number	%
European Starling	1929	50.4%
Canada Goose	363	9.5%
American Crow	261	6.8%
Common Grackle	238	6.2%
Red-winged Blackbird	199	5.2%
Ring-Billed Gull	179	4.7%
House Sparrow	146	3.8%
Herring Gull	138	3.6%
Mourning Dove	90	2.4%
American Black Duck	88	2.3%
Snowy Egret	59	1.5%
American Robin	40	1.0%
Mallard	39	1.0%
Rock Dove	36	0.9%
Song Sparrow	36	0.9%
Northern Cardinal	35	0.9%
Greater Yellowlegs	31	0.8%
American Goldfinch	29	0.8%
Cedar Waxwing	23	0.6%
Northern Mockingbird	21	0.5%
American Tree Sparrow	19	0.5%
Great Egret	18	0.5%
Glossy Ibis	13	0.3%
Barn Swallow	13	0.3%
White Throated Sparrow	11	0.3%
Great Black-backed Gull	10	0.3%
Northern Harrier	9	0.2%
Chimney Swift	9	0.2%
House Finch	9	0.2%
Double Crested Cormorant	8	0.2%
Belted Kingfisher	7	0.2%
Killdeer	6	0.2%
Blue Jay	6	0.2%
Semipalmated Sandpiper	5	0.1%
Yellow Warbler	5	0.1%
Common Goldeneye	4	0.1%
Common Flicker	4	0.1%
Black-capped Chickadee	4	0.1%
Grey Catbird	3	0.1%
Northern Pintail	2	0.1%
Ring-necked Pheasant	2	0.1%
Red Tailed Hawk	2	0.1%
Peregrine Falcon	2	0.1%
Downy Woodpecker	2	0.1%
Eastern Phoebe	2	0.1%
Tufted Titmouse	2	0.1%
Eastern Meadowlark	2	0.1%
Marsh Sparrow	2	0.1%
Little Blue Heron	1	0.0%
Mute Swan	1	0.0%
American Redstart	1	0.0%
Baltimore Oriole	1	0.0%

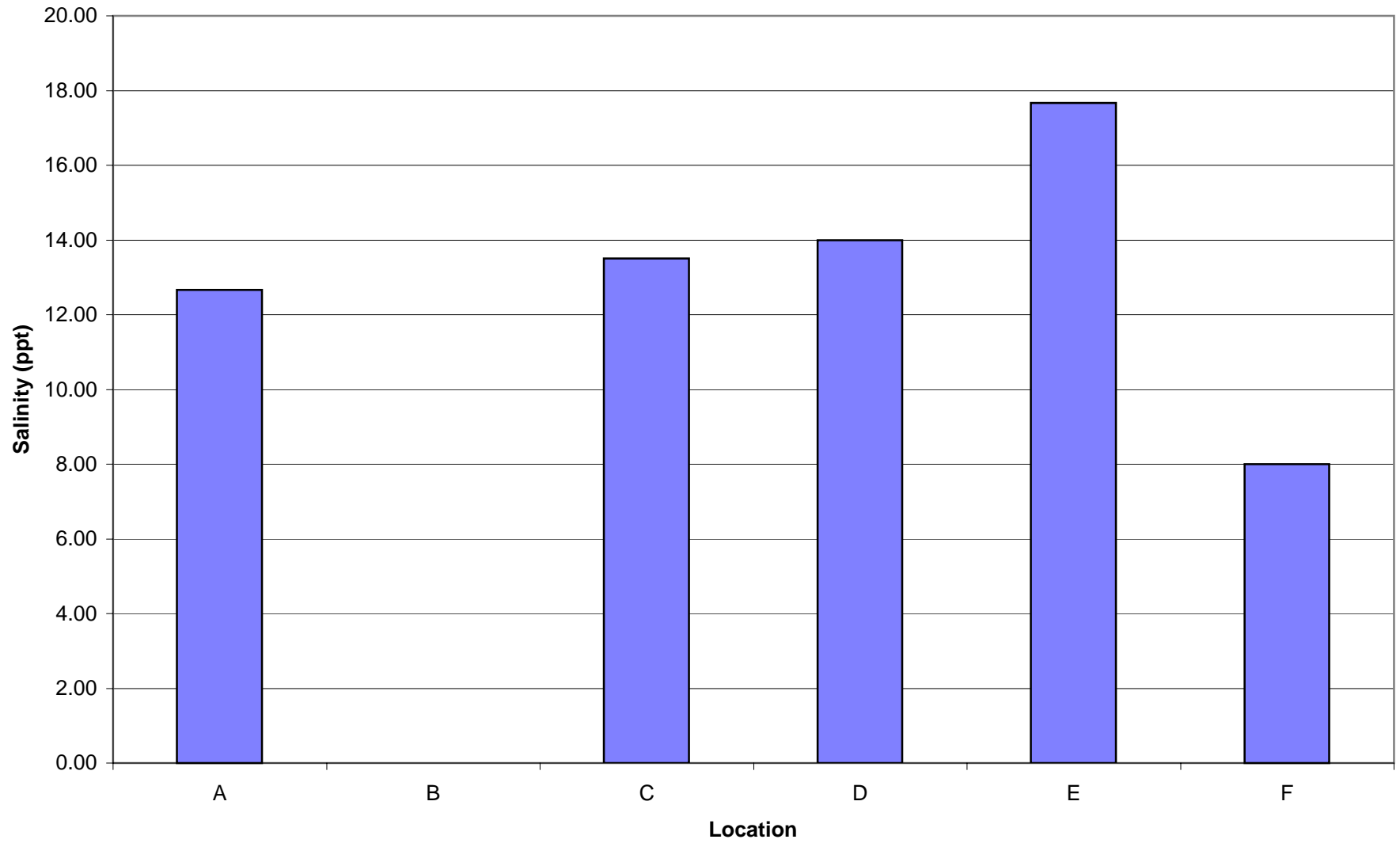
Other (less than 1.0%)

396

10.3%

Name	%
European Starling	50.4%
Canada Goose	9.5%
American Crow	6.8%
Common Grackle	6.2%
Red-winged Blackbird	5.2%
Ring-Billed Gull	4.7%
House Sparrow	3.8%
Herring Gull	3.6%
Mourning Dove	2.4%
American Black Duck	2.3%
Snowy Egret	1.5%
American Robin	1.0%
Mallard	1.0%
Other	10.30%

**Rumney Marsh Average Salinity (ppt)**



### Rumney Marsh Salinity

